







20203 WC CT Tennis ProKennex Mini 1  
BS 10

Box 1

				1.	2.	3.	4.	5.	6.
TSA111220	WP		1. KRUGER Nicholas		4-3	7-0	7-0	3-4	7-0
TSA101137	WP		2. ELS Liam	3-4		6-1	7-0	4-3	6-1
TSA101481	WP		3. FILLIS Nicholas	0-7	1-6		4-3	0-7	6-1
TSA111298	WP		4. MORAN Farley	0-7	0-7	3-4		0-7	3-4
TSA101320	WP		5. NEWELL Jason	4-3	3-4	7-0	7-0		7-0
TSA111297	WP		6. MORAN Gus	0-7	1-6	1-6	4-3	0-7	

Standings	Points	Wins	Losses	Sets	Games
1. Nicholas KRUGER	8	4	1	4 - 1 (80%)	28 - 7 (80%)
2. Jason NEWELL	8	4	1	4 - 1 (80%)	28 - 7 (80%)
3. Liam ELS	8	4	1	4 - 1 (80%)	26 - 9 (74.29%)
4. Nicholas FILLIS	4	2	3	2 - 3 (40%)	11 - 24 (31.43%)
5. Gus MORAN	2	1	4	1 - 4 (20%)	6 - 29 (17.14%)
6. Farley MORAN	0	0	5	0 - 5 (0%)	6 - 29 (17.14%)

Box 2

				1.	2.	3.	4.	5.	6.
TSA101478	WP		1. NEL Sias		1-6	1-6	2-5	1-6	6-1
TSA101404	WP		2. VILJOEN Dawid	6-1		3-4	3-4	5-2	7-0
TSA101144	WP		3. OBERHOFER Christian	6-1	4-3		4-3	4-3	7-0
TSA111304	Wine		4. SMIT Ruben	5-2	4-3	3-4		4-3	6-1
TSA111300	WP		5. ROLFE Eneale	6-1	2-5	3-4	3-4		7-0
TSA101484	WP		6. JONKER Bruce	1-6	0-7	0-7	1-6	0-7	

Standings	Points	Wins	Losses	Sets	Games
1. Christian OBERHOFER	10	5	0	5 - 0 (100%)	25 - 10 (71.43%)
2. Ruben SMIT	8	4	1	4 - 1 (80%)	22 - 13 (62.86%)
3. Dawid VILJOEN	6	3	2	3 - 2 (60%)	24 - 11 (68.57%)
4. Eneale ROLFE	4	2	3	2 - 3 (40%)	21 - 14 (60%)
5. Sias NEL	2	1	4	1 - 4 (20%)	11 - 24 (31.43%)
6. Bruce JONKER	0	0	5	0 - 5 (0%)	2 - 33 (5.71%)

1/2 Playoff

Nicholas KRUGER

A1	
Christian OBERHOFER	